

Beautiful Creations

For Your Backyard



Storage buildings & garages in wood or vinyl and a complete line of children's playhouses.

Handcrafted for years of lasting beauty

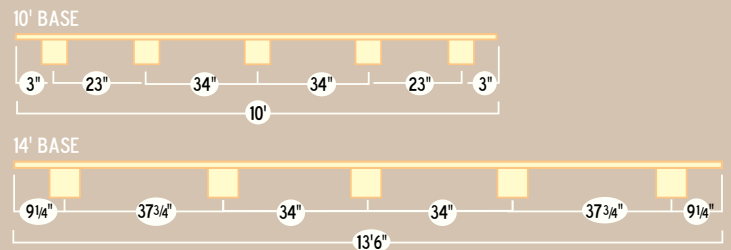
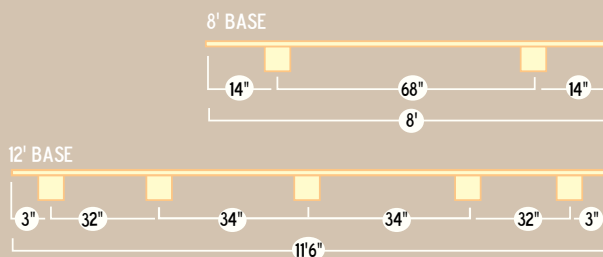
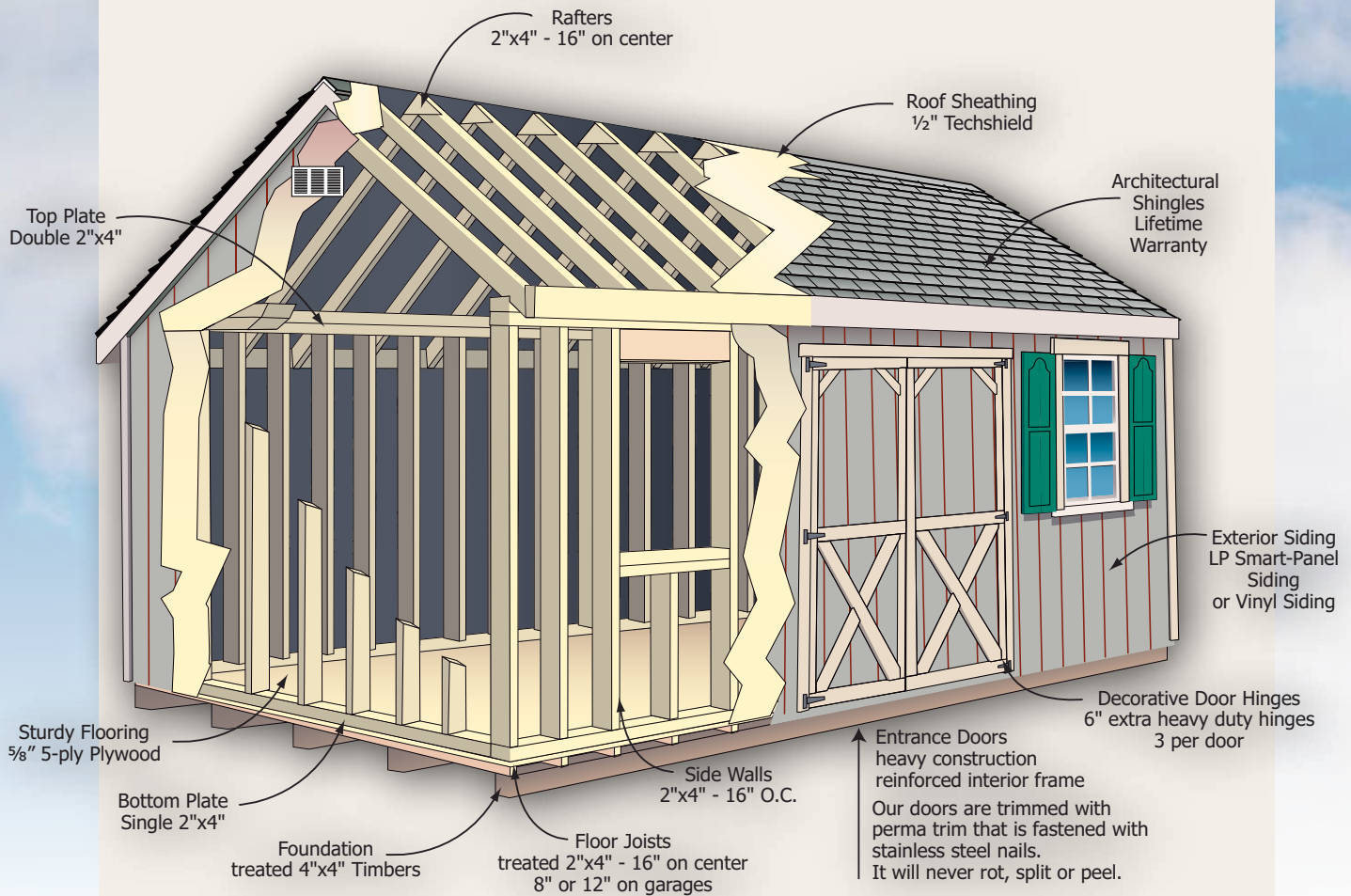
QUALITY CONSTRUCTION

Welcome,

Do you need more space? Or are you tired of seeing all the grass your lawn mower drags into your garage? Maybe you need space for that additional car or motorcycle? Or maybe you are just looking for a cute playhouse for your children or grandchildren? We have a solution for all of your outbuilding needs.

It all starts with a good floor. We use all treated under frame and then top it off with a lifetime warranty shingle on all buildings! As you browse through our catalog, you will be sure to find something to fit your needs and enhance the value of your property. If your driveway is too small, or your property does not allow us to get a constructed shed installed, we can build your shed right on site. We look forward to meeting with you again and thank you for choosing our buildings.

- Customer Satisfaction is what we strive for!





S36 | 10x16 Hip Roof

With New England upgrade and custom door and window tops, gray vinyl siding, white trim, gray roof



S37 | 12x16 Colonial

With dormer, raised panel doors, and New England upgrade.
Custom briarwood siding, clay trim black shutters & brown roof, optional stone

A-Frame Sheds



S14 | 10x12 Vinyl A-Frame

Cream vinyl siding, white trim, slate roof, green shutters



S16 | 10x14 New England A-Frame

With New England upgrade and Cape Cod gray wood siding, white trim, gray roof, blue doors and shutters



S42 | 12x20 A-Frame

Cape Cod gray wood siding, white trim, gray roof, red shutters

We want to thank you for the lovely shed and for the expedient response to our modifications. I have never dealt with a company so willing to accommodate a change and I thank you over and over for making this purchase worthwhile. I have named your company to all of our neighbors who are in awe of us suddenly. We live in town and there is limited space in most yards, but your optional sizes and styles could accommodate any yard. Ours looks great! Also, your delivery personnel was awesome. Not once did he complain about our layout or how he had to manipulate the shed to fit into the space we had. He really worked his butt off and helped where he wasn't expected to. Our hats off to him.

—Sincerely, Phyllis & Rich Coyne | September 24, 2007



S21 | 10x20 Vinyl Colonial Cream vinyl siding, white trim, brown architectural roof, blue shutters
Optional 4x10 porch, architectural shingles, 9 lite fiberglass door, 2 large windows
with shutters, flower boxes, cupola, weather vane and octagon window



S51 | 12x20 New England Colonial
White wood siding, Cape Cod gray trim, doors, and shutters
with optional 4' porch

*If you are looking for a
steeper roof the colonial model
will fit your needs just right!*



S53 | 10x14 New England Colonial
Tan wood siding, Navajo trim, black shutters, wood roof
with optional arched top trim on doors and windows,
and LP cedar shakes in gables

*Do you want an old fashioned garden look?
The wide trim, bigger overhang, transom
windows, arched vents and architectural
shingles will give your shed a whole new look.
This option package is called the New England
style and is available on all sheds.*

Dutch & Mini Barns



These high wall barns are ideal to add a loft area for even more storage space up above.

S12 | 12x16 Dutch Barn Tan wood siding, white trim, tan roof, black shutters



S45 | 10x16 Mini Barn

Dark gray wood siding, light gray trim, pewter roof



S46 | 12x16 Dutch Barn

Clay wood siding, white trim, slate roof, black shutters
Large enough for a small car • Priced to fit your budget

Mini Barns are available in standard construction, or for a real money saver, in economy construction. These lowest cost barns are still very attractive and functional.

Dutch Barn Interiors



Add as many lofts as you want! It's like adding a half story to your shed!





S19 | 10x16 Quaker

With New England upgrade and custom door and window top trim, buckskin wood siding, almond trim, tan roof, red doors and shutters



S17 | 8x12 Quaker

Avocado wood siding, white trim, black shutters, pewter roof, with optional New England doors and window trim, arched top door and window trim



S20 | 10x14 Quaker

Almond vinyl siding, white trim, slate roof, green shutters



S07 | 6x10 Lean-to

With New England upgrade and buckskin wood siding, almond trim, weathered wood roof, green doors



S05 | 6x8 Vinyl Lean-to

Almond vinyl siding, white trim, tan roof. A nice way to add more room to your house or garage.



S06 | 4x8 Lean-to

Gray wood siding, white trim, slate roof



S03 | 6x8 Wood Shed/ Animal Run-in Shed

Buckskin wood siding, red trim, tan roof



S04 | 6x10 Quaker

Almond wood siding, white trim, tan roof, green shutters

Chicken Coops

Chickens need plenty of light to lay their eggs. Your hens will be very happy with these large windows!



C12 | 6x8 Chicken Coop

Clay wood siding, almond trim



Flip-down hen doors also provide a ramp to your outside area

C11 | Chicken Coop

Cedar wood siding, green trim

Options:

- Nesting boxes available in seven box rows
- Larger coops available upon request



Nesting Boxes

Playhouses



P14 | 12x12 Cape Cod

White wood siding, white trim, black roof and shutters. With covered porch & slide option

Pile in the options.

Add a loft & ladder inside and a slide outside.



P12 | 8x8 Victorian

Pink siding, white trim, gray roof, optional arched dormer window



P10 | 8x10 Cabin

Clay siding, tan trim, tan roof, optional porch swing

Two-Car Modular Garages

Affordable two-car modular garages delivered in two halves and ready to use within about two hours of assembly time



G68 | Modular Garage

Buckskin wood siding, brown doors, brown trim, with optional window in garage door, brown windows, and car ramps



G69 | Modular Garage

Almond vinyl siding, white trim, weathered wood roof, black shutters, with optional garage door window, 11-lite arched window in man door



Interior shown with optional loft area



Moving a modular garage into position



G70 | 12x24 Colonial Garage

With New England upgrade and optional CS garage door with extras, white vinyl siding, white trim, slate roof, black shutters



G71 | 12x24 A-Frame Garage

Gray vinyl siding, dark gray trim, slate roof



G72 | 12x20 Dutch Garage

Almond vinyl siding, white trim, tan roof, red shutters

*Most of our garages can be shipped fully built up to 50' in length.
We also build on site when needed with higher walls, etc.*

Steep Roof Chalet



G73 | 14x24 Garage with loft, one shed dormer, and one transom dormer

Pearl siding, white trim, black metal roof



The second floor provides the perfect hangout/storage area

Double your square footage
without paying double
with our full loft buildings.
Seasonal storage and more.



Inside View Facing in from Garage Door



G74 | 14x24 Chalet with Shed Dormer

Pearl siding, white trim, black metal roof

Two-Story Gambrel Barn



G75 | 14x22 Gambrel with Full Loft

10' shed dormer, Navajo white, clay trim, custom burnished slate metal roof



Double your storage area with this large open second floor plan, or use it for a game room, rec. room, etc. Never run out of space again.



Large open first floor is great for parking cars, boats, tractors, and lawn equipment, or even your personal workshop.

Please see our price list for ceiling heights and delivery options.

Built on Site: Garages and Sheds

This 2-story garage was built in two days. Smaller buildings are done in one day.

On-site Construction

When should you consider this option?

While the majority of our buildings are delivered fully assembled, certain situations require that some structures be built on site. This option is available for the following situations:

Your property is not accessible for our truck and trailer

- Maybe your driveway is too small
- You have a gate, retaining wall, or shrubbery that is not wide enough to pass through. We need 10–14' side to side and 15' overhead

You want (or are required) to have the floor of your structures to be a cement slab

- In some areas, code will require a concrete floor and footers on any garage.

Our trailer cannot get to the place you want to locate your structure

- There are trees, fences or other buildings in the way

The structure you ordered is too big to transport pre-built

- Certain 2-story structures fall into this category
- You requested higher side walls or a building wider than 14'



G58 | 24x24 Two Car Garage

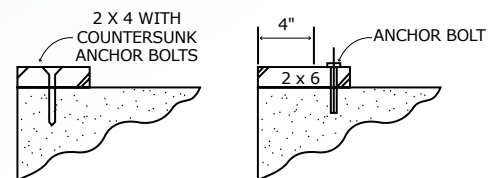
Almond vinyl siding, clay trim, brown roof

Whether you've purchased a shed or a garage, the process for having it built on-site is the same. More site preparation info is on page 18.

We have many designs and drawings available.
Call us for more information!

First, prepare your site... Please check with your local municipality about the required base for a building that houses cars or trucks. Some areas may require that the vehicle sit on concrete, rather than on a wood floor. Our garages are available with or without a wood floor. Also, local codes and practices regarding concrete and foundation requirements may apply.

This is how we anchor the walls to your concrete floor



This information is only intended as a general guideline.

Bigger Sheds – More Space

Create your own man cave with these spacious buildings

G67



Vacation home or shed with second floor rec. room.

Imagine the possibilities!



G96



G95

Site Preparation

For sheds and garages with wooden floors



Basic shed pad with pressure-treated wood framing.



Shed pad with railroad tie wood retaining wall, built on a hillside.



10x12 shed pad with concrete pillars, rarely needed

Before you get started...

Prior to purchasing any shed, we recommend you check with your local government's building/code enforcement office. Building code officials, in addition to supplying the permit, will also advise on setback requirements to determine where the shed can be placed in relation to property lines. Additionally, there may be any number of restrictions or requirements a property owner must meet, including height and/or size restrictions.

We are often asked to supply building specs, etc. as part of the permit process, and are happy to assist whenever possible.

Preparing the site... Start with a level pad of $\frac{3}{4}$ " crushed stone, 3"-4" deep, 2' larger than the size of the shed (for example, a 10'x14' building would require a pad at least 12'x16'). This will ensure better drainage around the perimeter of the shed — especially if you are not planning to install rain gutters.

Rain and run-off from the roof will eventually create a muddy area and splash up onto the shed walls causing deterioration to the paint and wood siding. The gravel base prevents this and extends the life of the building.

To prepare a gravel base, remove the sod from an area slightly larger than the pad, level the site by removing dirt where necessary, and spread the gravel to a depth of about three or four inches. Tamp the gravel down with a piece of 4x4 or metal tamper until it is evenly distributed and the site is flat and level. A "frame" of pressure-treated 4x4 or 4x6 lumber will help keep the stone in place and create a neater appearance; however, it is not required unless the pad is more than a foot off level.

OR

A level concrete slab between 3"-4" thick and exactly the same as the building in length and width.

Not Recommended: Cinder blocks.

Inevitably, there will be some "settling" after your shed is delivered and set on its foundation. Placing a shed on cinder blocks greatly increases the risk that a shed will settle unevenly. A shed that settles unevenly will twist making doors and windows stick or difficult to open. Additionally, delivery and accurate placement of a shed is more difficult with cinder blocks as a base.

Cement pillars, with or without tie-downs, are required by some municipalities. Check local regulations for recommended placement.



10x14 Studio

With optional vinyl siding, stone front under windows



The Studio is used as a unique garden shed, or can be finished inside for a pool shed, office, or gym.

Ask about our pine interiors.

Greenhouse Sheds and Florida Rooms



Options



Painted siding gable vent



Vinyl siding gable vent



Universal arched gable vent



14" octagon window



Ridge vent

Doors



RP Door with 11-lite arch



Raised panel door



9-lite door



New England doors-TI-11



Pre-hung door with 9-lite

Windows



Extra large 24x36 window with NE trim



Large 18x27 window and window box



Small 14x21 window and window box

Garage Doors *Many more window designs are available*



CS garage door with window, Alpine lock, and BR hinges



RP garage door with Stockton windows

Garage Door Windows

Raised Panel Style



Stockton short



Sunburst



Cascade short

Carriage Style



Stockbridge



Stockton long



Stockton Arch



Cascade long

Painted Wood Siding and Trim Colors



Vinyl Siding Colors



Vinyl Building Aluminum Trim Colors



Shingle Colors



Vinyl Shutter Colors

Black	Blue	Dark Gray	Brown	Green	Red	White
-------	------	-----------	-------	-------	-----	-------

Other colors need to be painted

Weather Vanes & Cupolas

Garden Sized Copper



#804
12"Lx10"H
16" wingspan



#8803
10"Lx10"H



#802
10"Lx11"H



#8815
12"Lx19"H
16" wingspan



#801
15"Lx10"H

Black Aluminum

12"Lx18"H



Copper Roof



Coppertone Aluminum

Concave roof/window



Black Aluminum Roof



Copper Concave Roof



Size at Base		
18"	21"	24"
Height with Concave Roof		
30"	33"	38"
Height with Straight Roof		
22"	28"	31½"



G93



G86



G91



G92



G90



G77



G80

Delivery & Setup

Standard Delivery



Our experienced delivery personnel can deliver these buildings directly to the customer's site.

Includes a Full Sized Back Access Door



Man's best friend will surely like these accommodations!

8x10 K-9 Castle

Clay wood siding, white trim, slate roof (*window optional*)

Sheds Built on Site



Because of difficult access, this 10x20 shed kit was built on site.

